

SCT102



- temperature range $-40 \div 1200^{\circ}\text{C}$ depending on thermocouple
- operating temperature of connection heads max. 150°C
- stainless steel sheath
- mounting flange
- possibility of mounting a 4...20mA or 0...10V temperature transmitter
- connection head DANW with local display

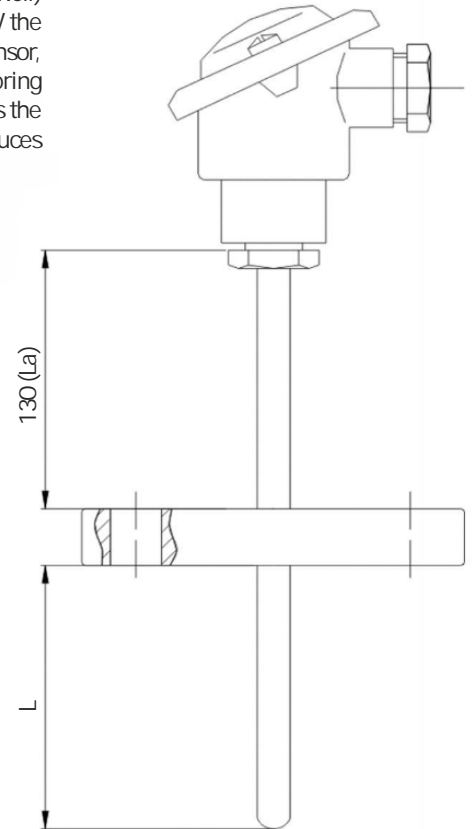
The thermocouple SCT102 consists of an exchangeable measuring insert, outer protective tube (thermowell) with neck and aluminum connection head. Mounting a temperature transmitter with 4...20mA or 0...10V the output signal is possible. The measuring insert represents the replaceable element of the complete sensor, which reduces the time and costs of maintenance of the measuring apparatus installed in the object. Spring fixation of the measuring insert provides perfect pressure to the bottom of the protecting tube, reduces the time of reaction to changes of temperature and increases the accuracy of measurement as well as reduces natural vibration thus mechanical, and electrical defects can be avoided.

Application areas

- fine chemical industry,
- light energy industry,
- general industrial services.

TECHNICAL DATA

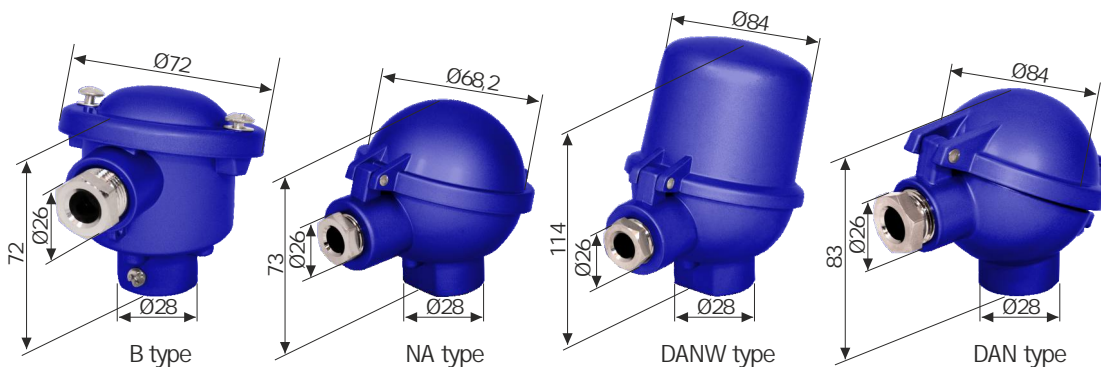
Sensing element	J, K, N, R, S, B thermocouple or other (single, double)
Measuring range	$-40 \div 1200^{\circ}\text{C}$ (depending on thermocouple and material)
Connection head	B, NA or other, operating temperature $-40 \div 150^{\circ}\text{C}$
Class	1 or 2
Sheath	material: stainless steel 1.4541 or other proper sheath length (L): 100 mm, 160 mm or other transitional sheath length (La): 130 mm (standard) diameter: $4 \div 15$ mm



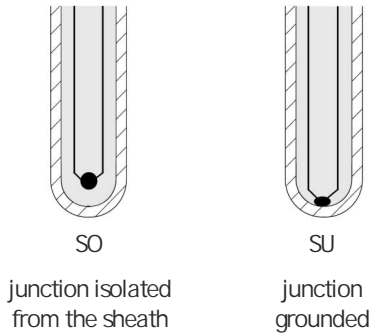
THERMOCOUPLES TOLERANCE ACC. TO PN-EN 60584

Thermocouple	Class 1		Class 2	
	Temperature range	Tolerance	Temperature range	Tolerance
J (Fe-CuNi)	$-40 \div 750^{\circ}\text{C}$	$\pm 1,5^{\circ}\text{C}$	$-40 \div 750^{\circ}\text{C}$	$\pm 2,5^{\circ}\text{C}$
K (NiCr-Ni)	$-40 \div 1000^{\circ}\text{C}$	$\pm 0,0040^{\circ}\text{C} \times t $	$-40 \div 1200^{\circ}\text{C}$	$\pm 0,0075^{\circ}\text{C} \times t $
N (NiCrSi-NiSi)	$-40 \div 1000^{\circ}\text{C}$		$-40 \div 1200^{\circ}\text{C}$	

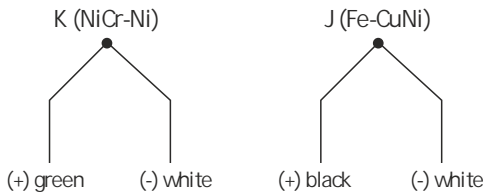
CONNECTION HEAD TYPES



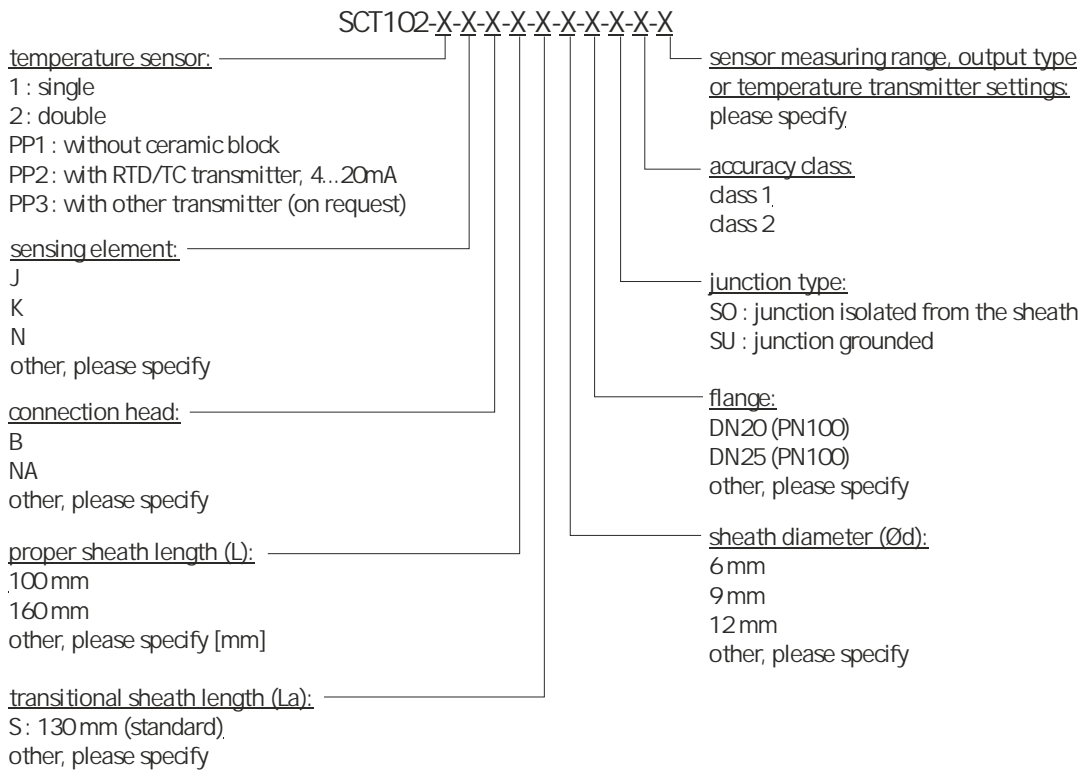
TYPES OF MEASURING HOT JUNCTION



ELECTRICAL CONNECTION



ORDERING



Ordering example:

SCT102-1-K-NA-100-S-9-DN20(PN100)-SU-2-150

Single TC temperature sensor, K thermocouple, 2 tolerance class, with NA head type and DN20 PN100 mounting flange, sheath diameter 9 mm and length 100 mm, hot junction grounded, sensor measuring range 150°C.

